HE-048 Standard inserts

500V 16A 48+ ⏚

Inserts

Hoods/Housings: size 48B, please find the details on page 15-160~15-162.

Screw terminal

Insert	Designation	Order No.
Male	HE-024-M	122 024 011 0001
	HE-024-M(25-48)	122 024 011 0002
Female	HE-024-F	122 024 021 0001
	HE-024-F(25-48)	122 024 021 0002

Crimp terminal

Order crimp contacts separately

Insert	Designation	Order No.
Male	HE-024-MC	122 024 010 0001
	HE-024-MC(25-48)[1]	122 024 010 0002
Female	HE-024-FC	122 024 020 0001
	HE-024-FC(25-48)[1]	122 024 020 0002

1).can match PCB adapter,see page 14-04~14-05.

Spring terminal, See P00-14 for the structural characteristics of spring.



Insert	Designation	Order No.
Male	HE-024-MS	122 024 012 0001
	HE-024-MS(25-48)	122 024 012 0002
Female	HE-024-FS	122 024 022 0001
	HE-024-FS(25-48)	122 024 022 0002
Male	HE-024-MS B	122 024 012 0101
	HE-024-MS B(25-48)	122 024 012 0102
Female	HE-024-FS B	122 024 022 0101
	HE-024-FS B(25-48)	122 024 022 0102
Double spring connection(Two terminal per contact) Only suitable for high structure shells		
Male	HE-024-MSS	122 024 012 0201
	HE-024-MSS(25-48)	122 024 012 0202
Female	HE-024-FSS	122 024 022 0201
	HE-024-FSS(25-48)	122 024 022 0202

1) Distance for contact max. 21 mm

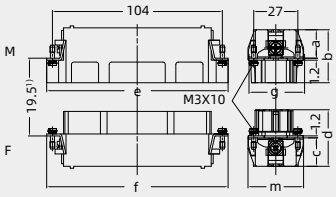

	a	b	e	g	c	d	f	m
M/F	17	32.5	111	33.5	17	34.5	111	33.5
MC/FC	18.3	33.5	111	34	18.3	35.5	111	34
MS/FS	18.5	33.6	111	34	18.5	35.6	111	34
MSS/FSS	34	49	110	34	32	49	110	34
MS B / FS B	19.6	34.7	111	34	19	36.2	111	34

Contact arrangement view from termination side



Panel cut out for inserts for use without hoods/housings

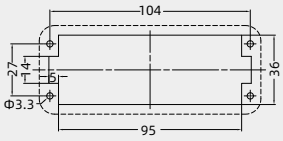

Crimp contacts

Crimp contacts 16A

Contact resistance ≤ 1mΩ
silver plated

gold plated

Male	Order No.	Female	Order No.
CESM-0.37	101 019 110 0301	CESF-0.37	101 019 120 0301
CESM-0.50	101 019 110 0401	CESF-0.50	101 019 120 0401
CESM-0.75	101 019 110 0601	CESF-0.75	101 019 120 0601
CESM-1.0	101 019 110 0801	CESF-1.0	101 019 120 0801
CESM-1.5	101 019 110 0901	CESF-1.5	101 019 120 0901
CESM-2.5	101 019 110 1001	CESF-2.5	101 019 120 1001
CESM-3.0	101 019 110 1101	CESF-3.0	101 019 120 1101
CESM-4.0	101 019 110 1201	CESF-4.0	101 019 120 1201
CEGM-0.37	101 019 210 0301	CEGF-0.37	101 019 220 0301
CEGM-0.50	101 019 210 0401	CEGF-0.50	101 019 220 0401
CEGM-0.75	101 019 210 0601	CEGF-0.75	101 019 220 0601
CEGM-1.0	101 019 210 0801	CEGF-1.0	101 019 220 0801
CEGM-1.5	101 019 210 0901	CEGF-1.5	101 019 220 0901
CEGM-2.5	101 019 210 1001	CEGF-2.5	101 019 220 1001
CEGM-3.0	101 019 210 1101	CEGF-3.0	101 019 220 1101
CEGM-4.0	101 019 210 1201	CEGF-4.0	101 019 220 1201

More crimp contacts16A see P13-04.

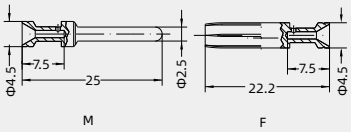

Identification	Wire gauge		Stripping length
no groove	0.14-0.37 mm²	AWG 26-22	7.5mm
no groove	0.5 mm²	AWG 20	7.5mm
1 groove	0.75 mm²	AWG 18	7.5mm
1 groove	1 mm²	AWG 18	7.5mm
2 grooves	1.5 mm²	AWG 16	7.5mm
3 grooves	2.5 mm²	AWG 14	7.5mm
wide groove	3 mm²	AWG 12	7.5mm
no groove	4 mm²	AWG 12	7.5mm

When the wire gauge is less than 0.75mm2,it's better to use the auxiliary pin assembly tool TL15.

Tools

Crimping tool

Wire gauge	Designation	Order No.
0.14-4mm²	TL02G	198 001 001 0011

Wire gauge: 0.14-0.37mm²please select TL02 Crimping tool.

Contact removal tool

Application	Designation	Order No.
for crimp contacts 16A	TL01	198 001 000 0002

More tools detail please find the page32-03~32-06.

Notes: The tools for crimp terminal may influence the product quality and stability. Please select the tools recognized by our company.